

# Schaerer Coffee Factory

Delicious coffee specialities with fresh milk or powdered milk.





## Your choice: delicious espresso, creamy cappuccino or hot chocolate.

A fully automatic coffee machine with a difference! The latest Schärer offering combines superior performance with a space saving concept specifically designed for the smaller enterprise.

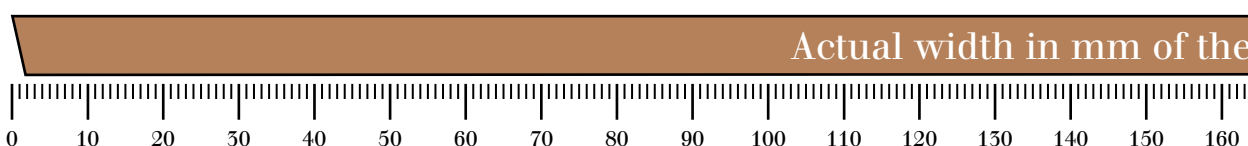
All your favourite beverages including Cappuccino and Latte Macchiato may be produced with either fresh or powdered milk. One machine has never provided such variety before.

The Schärer Coffee Factory is designed to answer a need for lower cost applications with space restrictions while still ensuring top coffee quality and a wide choice of products. This makes it ideal for offices, fast food outlets and convenience stores.

Highlights include a height adjustable double coffee outlet, powdered ingredients, two sizes of bean hopper and easy cleaning and service.

### Some of the key design features:

- **Self installation of a professional coffee system.**  
Thanks to the user friendly operation of this machine even the initial installation can be done by the customers themselves.
- **Small footprint at 530 mm.**  
It is about as wide as a landscape A4 sheet.
- **Award winning design.**  
The machine was rewarded with the “reddot design award“ (one of the world’s major design competitions).
- **Easy product key allocation / button lettering.**  
Whatever the configuration for your beverages, just print out your key selection from the internet and slip it into the front panel.
- **Large bean hopper.**  
Size 1 kg.
- **Milk cooler inside the machine.**  
For 1 litre, in a special compartment.





## Easy operation, cleaning and maintenance.

### Maintenance programme:

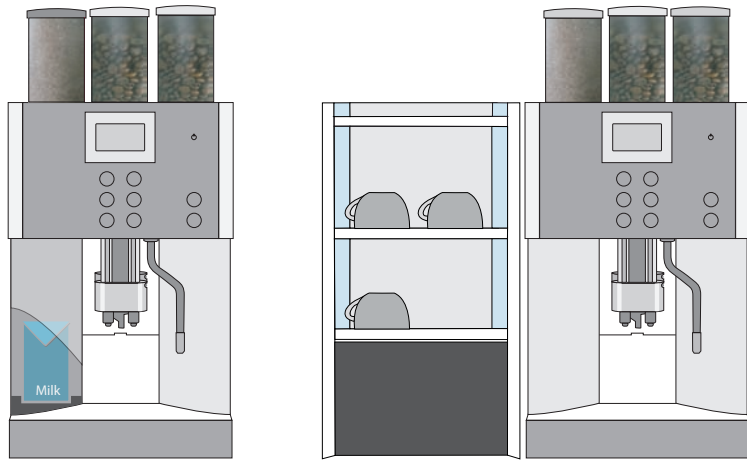
The operation of the Schaefer Coffee Factory was designed for the needs of our customers worldwide. Easy to understand, to operate and to clean.

An additional highlight is the maintenance concept of this machine. To keep the costs for maintenance as low as possible, a three level programme was introduced.

- **First level:**  
The customer can perform basic care such as cleaning or descaling.
- **Second level:**  
The person responsible for upkeep at the customer site can be trained by our technicians to do annual preventive maintenance.
- **Third level:**  
Our service technicians will only be required to visit for planned maintenance every couple of years.

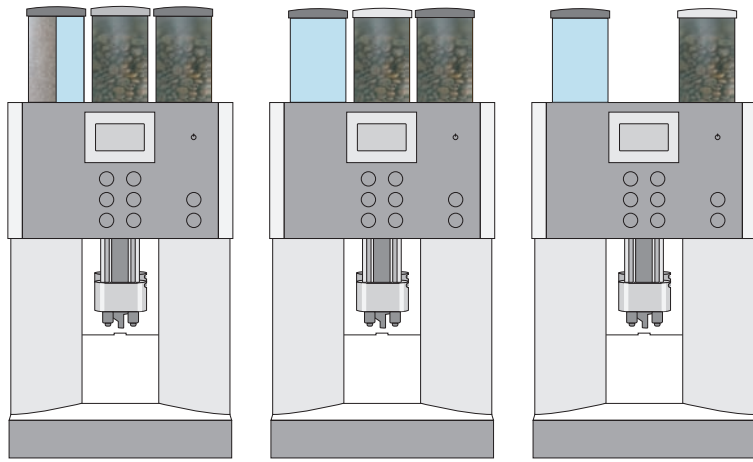
### Operational features:

- **Self explanatory display.**
- **The new «Barista Button».**  
The next brew can be made stronger or weaker as the guest desires by means of a special button on the display.
- **Preheater option.**  
This ensures that every espresso arrives at the perfect temperature.
- **Automatic cleaning and descaling at the touch of a button.**
- **Cost-effective operation.**  
Unique performance-price ratio in its segment makes this the perfect choice for the price-conscious: low maintenance costs, reduced waste, simple operation and flexibility without sacrificing our usual high quality level.
- **Water filter for reduction of calcification and improvement of the water quality.**

**Fresh milk version:**

Internal milk cooler

Cup &amp; Cool


**Powdered milk version:**

Twin powder option and container size of 500g / 1000g possible

**Available illumination:**

Icy Blue



Amber

**Available colours:**

Blue Mountain

Brazil Bronze

Costa Rica Silver

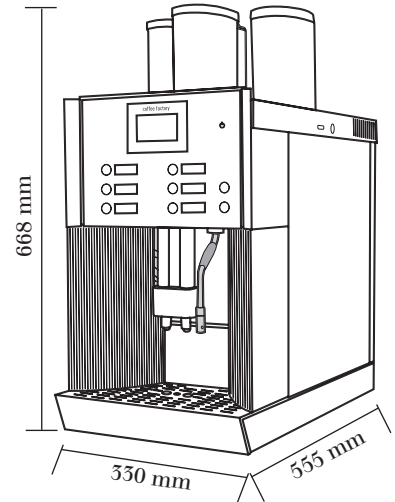
**Dimensions:****Outlet height:**

70 – 180 mm

Chocolate

70 – 200 mm

Coffee



## Technical Data & Options

**Configuration:**

- 1 coffee outlet
- 1 hot water outlet
- 1 or 2 boilers
- 2 grinders
- Up to 12 programmable coffee selections
- Water tank 4.5 litres
- Drip tray
- Steam / water selection
- Fresh milk or milk powder
- Illumination

**Technical Data:**

- Electricity 230 VAC, 2.2 kW, 10A
- Water connection G 1/2" max 3 bar
- Water drainage Ø 36mm
- Water hardness 5°-7° dh

**Dimensions:**

- Width / depth / height in mm 330 / 555 / 668

**Options:**

- 1 grinder / 1 DECAF function (the DECAF function is only available with 1 grinder)
- Twin container for chocolate and milk powder
- Bean container extension (additional 1kg)
- Internal cooling unit
- Steam outlet
- Fixed water and drainage connection
- Water and waste tank level monitor
- Switch from water tank to water connection
- Under counter container for coffee grounds
- Self service operation
- Tester and accounting system via MDB
- Cup warmer for 60 to 260 cups
- Cup & Cool for 45 to 190 cups / fridge capacity: 4 litres
- Water filter

**Recommended output per day:**

- Espresso (60 ml) 100 or
- Coffee (150ml) 100