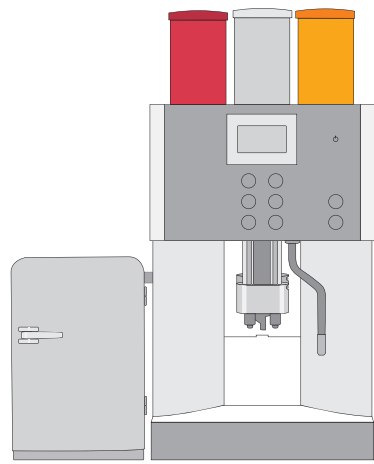


Version with fresh milk (milk cooler, inside machine)



External fridge



Available illumination:
Icy Blue

Amber



Available colours:
Blue Mountain

Brasil Bronze

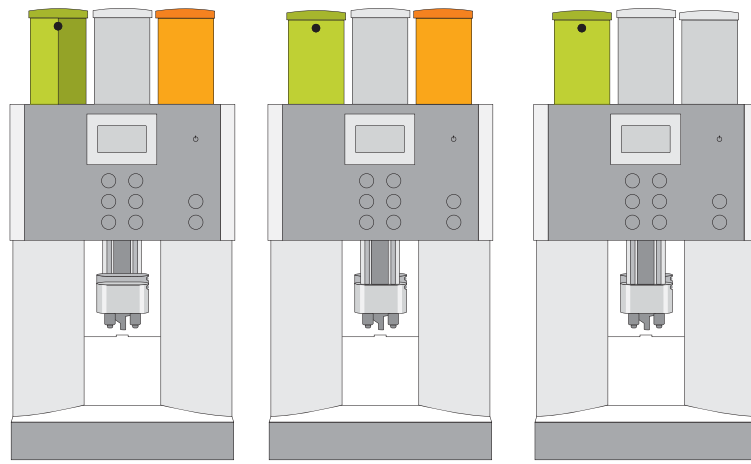
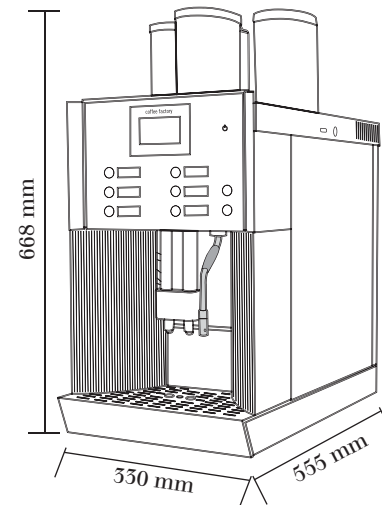
Costa Rica Silver

Dimensions:

Height outlet:

70 - 180 mm
Coffee

70 - 200 mm
Chocolate



Version with powdered milk (various sizes of containers available)

Schaerer Coffee Factory

Delicious coffee specialities with fresh milk or powdered milk.



Technical Data & Options

Basic configuration:

- 1 coffee outlet
- 1 hot water outlet
- 1 or 2 boilers
- 2 grinders / 1 DECAF function
- Up to 12 programmable product selections
- Water tank 4.5 Litres
- Steam / water selection
- Fresh milk or milk powder

Technical Data:

Electricity	250 VAC, 2.2 kW 10A
Water connection	G 1/2 max 3 bar
Water outlet	Ø 36mm
Water hardness	5-7 dh

Dimensions:

Width / Depth / Height in mm	330 / 555 / 668
------------------------------	-----------------

Options:

- Twin container for chocolate and milk powder
- Illumination
- Fixed plumbing operation
- Self service Operation
- Coin checker and card reader (MDB)
- Under counter container for coffee grounds
- Steam outlet
- Internal cooling device (1 Litre milk box)
- GPRS data transfer possible


Recommended output per day:

Espresso (cup 60 ml)	100
Coffee	100



M. Schaerer Ltd., Gewerbstrasse 15, CH-5502 Moosseedorf

phone: +41 31 858 51 11, fax: +41 31 858 51 44, info@schaerer.com, www.schaerer.com



Your choice: delicious espresso, creamy cappuccino or hot chocolate

A fully automatic coffee machine with a difference! The latest Schaefer offering combines superior performance, a space saving concept and it is specifically designed for the smaller enterprise.

All your favourite beverages including Cappuccino and Latte Macchiato may be produced with either fresh or powdered milk. One machine has never provided such variety before.

The Schaefer Coffee Factory was designed to answer a need for lower cost applications with space restrictions while still ensuring top coffee quality and a wide choice of products. This makes it ideal for offices, fast food outlets and convenience stores.

Highlights include a height adjustable coffee spout, powdered ingredients, two sizes of bean hopper and easy cleaning and service.

Some of the key design features:

- *Self installation of a professional coffee system.*
Thanks to the user friendly operation of this machine even the initial installation can be done by the customers themselves.
- *Small footprint at 330 mm*
it is about as wide as a landscape A4 sheet
- *Award winning design.*
The machine was rewarded with the "reddot design award" (one of the world's major design competitions)
- *Easy product key allocation.*
Whatever the configuration for your beverages: just print out your key selection from the internet and slip it into the front panel.
- *Large ground coffee hopper.*
- *Milk cooler inside the machine* in a special compartment (for 1 - 1.5 Litres)

Easy operation, cleaning and maintenance.

The operation of the Schaefer Coffee Factory was designed for the needs of our customers worldwide. Easy to understand, to operate and to clean.

An additional highlight is the maintenance concept of this machine. To keep the costs for maintenance as low as possible, a three level programme was introduced.

First level:

the customer can perform basic maintenance.

Second level:

the person responsible for maintenance at the customer site can be trained by our technicians to do normal annual maintenance.

Third level:

our service technicians will only be required to visit for planned maintenance every couple of years.

Operational features:

- *Self explanatory display.*
- *The new «Barista Button»*
The next brew can be made stronger or weaker as the guest desires by means of a special button on the display.
- *Preheater option.*
This ensures that every espresso is guaranteed to arrive at the perfect temperature.
- *Automatic cleaning and descaling at the touch of a button.*
- *Cost-effective operation.*
Unique performance-price ratio in its segment makes this the perfect choice for the price-conscious: Low maintenance costs, reduced waste, simple operation, flexibility without sacrificing our usual high quality level.

0 mm

330 mm

Original width in mm of the Schaefer Coffee Factory